

Check out our Easy-To-Use Online Option!

Parents please register at: www.onlinefundraisingstore.com

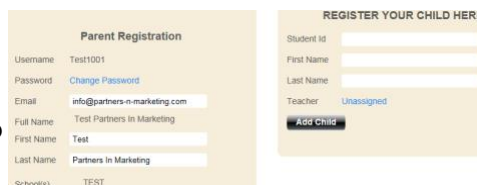
1. Click on the "Parent Registration" link – which will take you to the following screen:

A form titled "Parent Registration" with fields for Username, Password, Confirm Password, Email, Full Name, First Name, Last Name, and School/Group ID. A "Register" button is at the bottom.

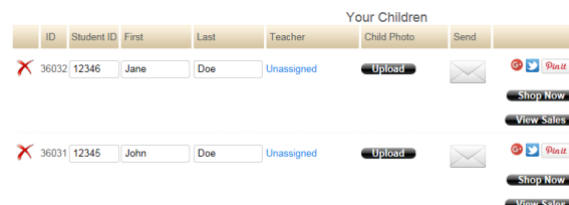
2. Create your username and password using the School/Group ID: **PMCES18LANC**
3. After you click Register - You will receive a verification e-mail with a link that you must click on to verify your registration. (Check your spam folder if you did not receive the e-mail.)

4. You may "CLICK HERE TO LOGIN NOW" to register your child/children. Or you may go to the website www.onlinefundraisingstore.com any time after you have verified your email and click on the Login button to access your account.

5. Each child has a unique **STUDENT ID** number on their order form. You will need to use that number to register each child.

Two forms side-by-side. The left form is "Parent Registration" with fields for Username, Password, Confirm Password, Email, Full Name, First Name, Last Name, and School(s). The right form is "REGISTER YOUR CHILD HERE" with fields for Student ID, First Name, Last Name, and Teacher, and an "Add Child" button.

6. Once each child/student is registered the system will create an online **SELLER ID for each student. THE SELLER ID IS THE NUMBER YOU WILL NEED TO GIVE FAMILY AND FRIENDS TO ORDER**

A table titled "Your Children" with columns: ID, Student ID, First, Last, Teacher, Child Photo, and Send. It contains two rows of data for Jane Doe and John Doe, both with "Unassigned" teachers. To the right of the table are social media links (Facebook, Twitter, Pinterest), "Shop Now", "View Sales", and "View Sales" buttons.

ID	Student ID	First	Last	Teacher	Child Photo	Send
36032	12345	Jane	Doe	Unassigned	Upload	Send
36031	12345	John	Doe	Unassigned	Upload	Send

Record your child/student's SELLER ID here _____.

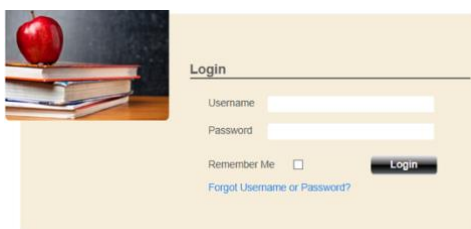
7. Click on the links to let friends and family know via social media.
8. Click on the envelope next to each seller's name and send e-mails to your family and friends asking for their help in raising funds for your organization. You can even attach a photo of your child to personalize your e-mails. Everyone that you e-mail will receive a link which will take them directly to our "Shop Now" page.


Anyone can help your organization meet their fundraising goals **by going to** www.onlinefundraisingstore.com and **clicking on the SHOP NOW link using your child's SELLER ID.**

Friends, family, and co-workers now have the ability to pay via credit card. You can even enter your child's entire order form online and pay by credit card. They can save shipping by having their products shipped to the school with the rest of your child's order for your distribution.

Friends and family who are far from home have the option to have their product shipped direct to their home.

Login at any time to see your sales!

A login form with a header image of a red apple on books. The form has fields for Username and Password, a "Remember Me" checkbox, a "Login" button, and a link "Forgot Username or Password?".



Login

Username

Password

Remember Me ☐

[Forgot Username or Password?](#)

Login